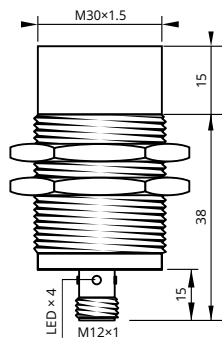


3-Wire
3-Leiter

unshielded
nicht bündig
M30×1.5 | 15 mm



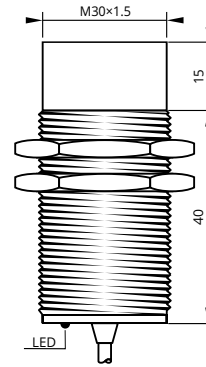
standard



unshielded
nicht bündig
M30×1.5 | 15 mm



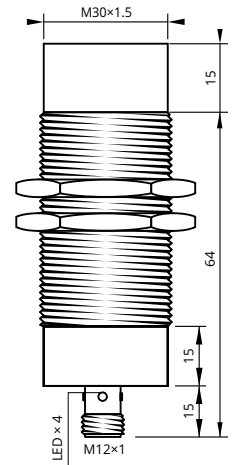
standard



unshielded
nicht bündig
M30×1.5 | 15 mm



standard

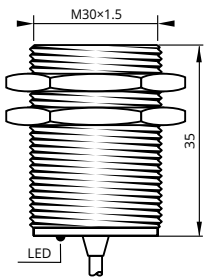


Sensing Distance	Schaltabstand	15 mm	15 mm	15 mm
Housing Size	Gehäusegröße	M30×1.5	M30×1.5	M30×1.5
Operating Voltage	Betriebsspannung	10...30 V _{DC}	10...30 V _{DC}	10...30 V _{DC}
Reverse Polarity Protection	Verpolungsschutz	built-in integriert	built-in integriert	built-in integriert
Current Consumption	Stromverbrauch	<8 mA	<8 mA	<8 mA
Current Load Capability	Ausgangsbelastbarkeit	200 mA	200 mA	200 mA
Short Circuit Protection	Kurzschlusschutz	built-in integriert	built-in integriert	built-in integriert
Voltage Drop	Spannungsabfall	<1.5 V @ 200 mA	<1.5 V @ 200 mA	<1.5 V @ 200 mA
Switching Frequency	Schaltfrequenz	150 Hz	150 Hz	150 Hz
Correction Factor	Korrekturfaktor	Alu 0.45 · Brs 0.50 · VA 0.85	Alu 0.45 · Brs 0.50 · VA 0.85	Alu 0.45 · Brs 0.50 · VA 0.85
Repeatability	Wiederholgenauigkeit	<1 % (S _n)	<1 % (S _n)	<1 % (S _n)
Hysteresis	Hysterese	3...15 %	3...15 %	3...15 %
Operating Temperature	Betriebstemperatur	-25...+75 °C	-25...+75 °C	-25...+75 °C
Protection Class	Schutzklasse	IP67	IP67	IP67
Sensing Face	Sensorfläche	POM	POM	POM
Housing Material	Gehäusewerkstoff	brass	brass	brass
Connection	Anschluss	conn. M12 Stecker M12	PVC, ultra-flex	conn. M12 Stecker M12
Switching Indicator	Schaltanzeige	built-in integriert	built-in integriert	built-in integriert
Article Code PNP, NO		INS30N15PO53-M12	INS30N15PO55-A2P	INS30N15PO79-M12
Article Code PNP, NC		INS30N15PC53-M12	INS30N15PC55-A2P	INS30N15PC79-M12
Article Code PNP, NO+NC				
Article Code NPN, NO		INS30N15NO53-M12	INS30N15NO55-A2P	INS30N15NO79-M12
Article Code NPN, NC		INS30N15NC53-M12	INS30N15NC55-A2P	INS30N15NC79-M12
Article Code NPN, NO+NC				

shielded
bündig
M30×1.5 | 16 mm



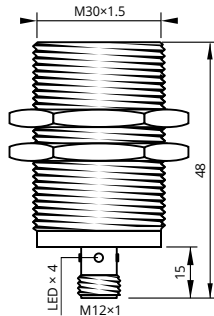
increased
erhöht



shielded
bündig
M30×1.5 | 16 mm



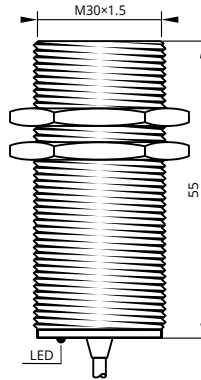
increased
erhöht



shielded
bündig
M30×1.5 | 16 mm



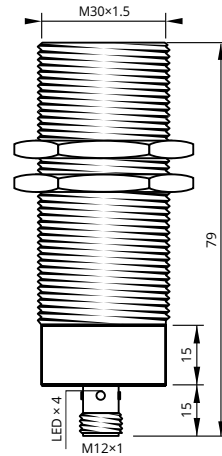
increased
erhöht



shielded
bündig
M30×1.5 | 16 mm



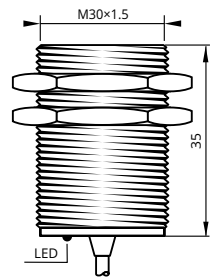
increased
erhöht



semi-shielded
quasi-bündig
M30×1.5 | 22 mm



extended
erweitert



16 mm	16 mm	16 mm	16 mm	22 mm
M30×1.5	M30×1.5	M30×1.5	M30×1.5	M30×1.5
10...30 V _{DC}	10...30 V _{DC}	10...30 V _{DC}	10...30 V _{DC}	10...30 V _{DC}
built-in integriert	built-in integriert	built-in integriert	built-in integriert	built-in integriert
<8 mA	<8 mA	<8 mA	<8 mA	<8 mA
200 mA	200 mA	200 mA	200 mA	200 mA
built-in integriert	built-in integriert	built-in integriert	built-in integriert	built-in integriert
<1.5 V @ 200 mA	<1.5 V @ 200 mA	<1.5 V @ 200 mA	<1.5 V @ 200 mA	<1.5 V @ 200 mA
150 Hz	150 Hz	150 Hz	150 Hz	150 Hz
Alu 0.45 · Brs 0.50 · VA 0.85	Alu 0.45 · Brs 0.50 · VA 0.85	Alu 0.45 · Brs 0.50 · VA 0.85	Alu 0.45 · Brs 0.50 · VA 0.85	Alu 0.45 · Brs 0.50 · VA 0.85
<1 % (S _n)	<1 % (S _n)	<1 % (S _n)	<1 % (S _n)	<1 % (S _n)
3...15 %	3...15 %	3...15 %	3...15 %	3...15 %
-25...+75 °C	-25...+75 °C	-25...+75 °C	-25...+75 °C	-25...+75 °C
IP67	IP67	IP67	IP67	IP67
POM	POM	POM	POM	POM
brass	brass	brass	brass	brass
PVC, ultra-flex	conn. M12 Stecker M12	PVC, ultra-flex	conn. M12 Stecker M12	PVC, ultra-flex
built-in integriert	built-in integriert	built-in integriert	built-in integriert	built-in integriert
INS30S16PO35-A2P	INS30S16PO48-M12	INS30S16PO55-A2P	INS30S16PO79-M12	INS30S22PO35-A2P
INS30S16PC35-A2P	INS30S16PC48-M12	INS30S16PC55-A2P	INS30S16PC79-M12	INS30S22PC35-A2P
INS30S16PCO35-A2P	INS30S16PCO48-M12	INS30S16PCO55-A2P		
INS30S16NO35-A2P	INS30S16NO48-M12	INS30S16NO55-A2P	INS30S16NO79-M12	INS30S22NO35-A2P
INS30S16NC35-A2P	INS30S16NC48-M12	INS30S16NC55-A2P	INS30S16NC79-M12	INS30S22NC35-A2P
INS30S16NCO35-A2P	INS30S16NCO48-M12	INS30S16NCO55-A2P		

Minor changes possible
Geringfügige Änderungen möglich